




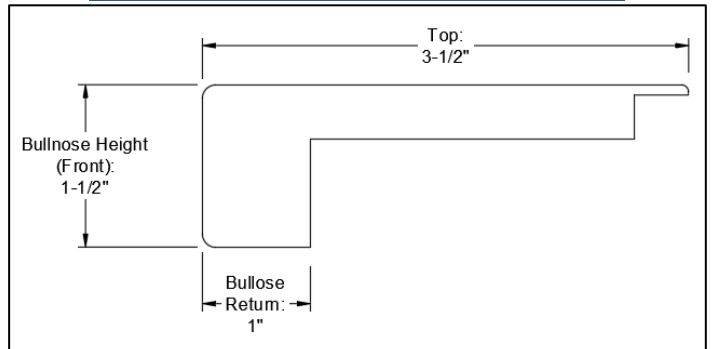


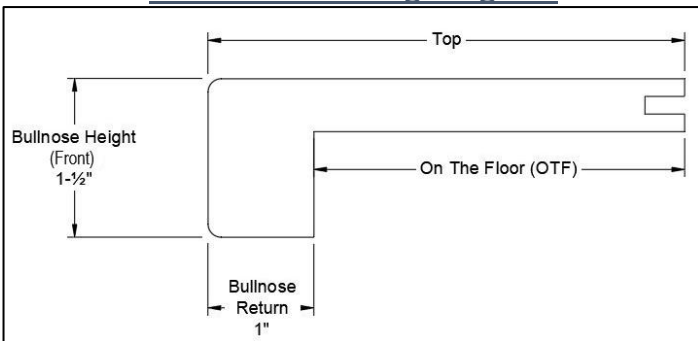
Regular Nosings OTF

	Hardwood	Laminate
Groove		
Tongue		
Overlap	N/A	

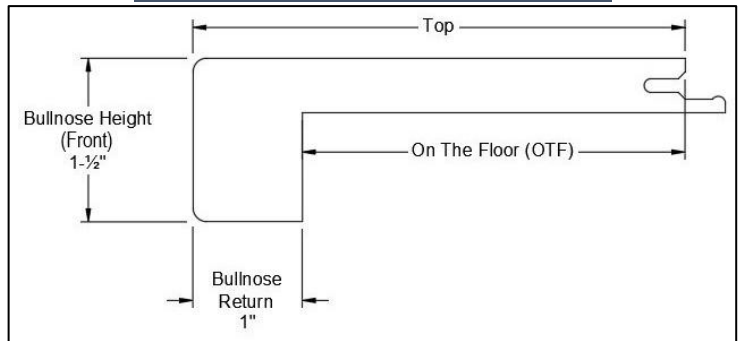
Laminate Overlap Nosing Diagram*



Hardwood Nosing Diagram



Laminate Flush Nosing Diagram



Plank Width	3-1/2"	4"	4-1/2"	5"	5-1/2"	6"	6-1/2"	7"	7-1/2"	Above 7-1/2"
Resulting OTF**	2"	2-1/2"	3"	2"	2-1/2"	2"	2-1/2"	3"	3-1/4"	3-1/4" (up to material max)
Resulting Top	3"	4-1/2"	4"	3"	3-1/2"	3"	3-1/2"	4"	4-1/4"	4-1/4"
Material Required	2 Planks per length			2 Planks per length		1 Plank per length				
Material Usage	One plank to create Top, a second plank to create Front & Return.			One plank to create Top and Front, second plank to create Return.		One plank to create entire nosing.				

*All OVERLAP nosings have a top dimension of 3-1/2"; overlap nosings made from material 6" wide or less require 2 planks per nosing.

**This OTF Value assumes that the nosing is being built with standard Bullnose dimensions (1-1/2" front and 1" return).